



Room on the Broom © Julia Donaldson and Axel Scheffler 2001 – Macmillan Children's Books

ROOM ON THE BROOM

VISUAL GUIDE

Table of Contents

What is a Visual Guide?	page 3
What is a play?	page 3
What will it be like when I go to the theatre?	page 5
Who are the characters in Room on the Broom?	page 15
What happens in the story of Room on the Broom?	page 21
What should I be ready for in the play?	page 29
What different kinds of shows are there?	page 37



Hello!

Welcome to the Visual Guide for our performance of Room on the Broom. This guide will tell you about the show you are going to see. You might find this particularly helpful if you're a little nervous about your trip to the theatre, if you have any specific sensory sensitivities or if you've never been to see a theatre show before.

What is a play?



You are going to see a play called Room on the Broom. A **play** is a kind of story told by people called **performers**. The performers pretend to be different people in the play - these are called **characters**.

You will go and sit in a big room called a **theatre** with a lot of other people who want to see the play. The performers will wear special clothes called **costumes** and tell the story with singing, dancing and jokes.



Room on the Broom the play is based on a book that you may have read at home or at school, so you might already know who the characters are and what happens in the story.

This is what the Room on the Broom book looks like. Do you recognise it?



Room on the Broom © Julia Donaldson and Axel Scheffler 2001 – Macmillan Children's Books

This is what the Room on the Broom play will look like. Does it look a bit like the book?



Room on the Broom Visual Guide

This purple picture is the logo for Tall Stories.
Tall Stories is the name of the company that
puts on the play you are going to see.



What will happen when I go to the theatre?



The theatre is a building with a big, open room where
you watch the play. Some theatres have other activities
too so you may have visited your theatre before.



You will need a ticket to see the play. You may already have yours or you may have to ask someone who works at the theatre.

When you go into the theatre you will be in a big room called the **foyer** and in here will be a desk called the **Box Office**. Someone there will help you with your tickets.



The theatre may have a café and there will be toilets you can use.



Room on
the Broom
Visual Guide

When it's time for the play to start, there may be an announcement to let you know you can go and find your seats.

Every theatre is a bit different but there will be lots of seats. This part of the theatre is called the **auditorium**.

There will be an area at the front called the **stage**. This is the place where the performers will tell the story.

You will have seats just for you and someone who works at the theatre will help you find where you will sit.



On the stage is something called a **set**, which helps the performers to pretend to be in the story. The set for Room on the Broom has a big moon and some blue trees which makes the stage look like this:



The people watching the play are called the **audience**.


You may have to wait a bit while the rest of the audience finds their seats. This can be **busy and noisy** and you may have to move around to let people walk past you.

This may make you feel excited or impatient but everyone will settle down when the play starts.

While everyone sits down there will be some quiet music playing.



This will be your seat for the whole of the play. The play will last **nearly 1 hour**. If you need to get up and leave the room to take a break or use the toilet you can do that whenever you want.




When the play is about to start the room will get a little **darker** and the stage will get a bit brighter. This might feel a bit scary but this helps you see the performers better.



It's good not to be too loud in the theatre so that everyone can hear the performers. You might hear other people making noises sometimes and if you need to make a noise that's OK too.

Sometimes the performers will even ask you to answer a question or make a noise. It's fun to join in but you don't have to if you don't want to.



The performers will come onto the stage to start the play. When they come out they will look like this:



As they start to tell the story they will dress up as different characters.



Room on
the Broom
Visual Guide

Witch



Witch is a friendly lady who loves flying through the wind on her broomstick with her cat. She is slightly clumsy and is always losing things in the wind.

She wears a red blouse, a purple skirt, a black cape and a black witches hat with a pink flower on the front.



Room on
the Broom
Visual Guide

Cat



Cat is a Witch's best friend, she is loyal, kind, and always sticks by Witch's side. She tries to offer her advice to Witch but is not always listened to.

She wears black trousers and a black and orange tasseled top. She also has black and orange tasseled bobbles in her hair.



Room on
the Broom
Visual Guide

Dog



Dog is playful and excitable. He is tired of howling at the moon and longs to be up in the sky.

He is a puppet and is made of brown tassels for his fur. He has a pink mouth and ears.

A performer controls the puppet of Dog and talks for him.



Room on
the Broom
Visual Guide

Frog



Frog is full of energy and is very talkative. He has lots of stories from his years of being a frog and tells everyone along the way.

Frog is a puppet and a performer controls Frog and talks for him. His body is green and his arms and legs are stripy and really long. His mouth is red.



Room on
the Broom
Visual Guide

Bird



Bird worries a lot and is not happy about being left behind by the other birds.

Bird is a puppet and a performer controls Bird and talks for her. Her body is made of green tassels and she has swooping wings. Her face, claws and beak are grey.



Room on
the Broom
Visual Guide

Dragon



Dragon is big and red and his favourite food is Witch and chips.

He wears a red suit with a white tummy. He has a big red tail, a white horn on his head and red spikes down his back. He also has red wings.



Room on
the Broom
Visual Guide

What is Room on the Broom about?



Room on the Broom is about a Witch who is on a journey to fight a dragon. The Witch takes her cat with her but on the way they meet some other animals who want to join them.



Room on
the Broom
Visual Guide

In the first scene you see some people going camping. They see a broom flying above them with a witch riding it. Then you get introduced to Witch and Cat.

Witch wants to go and fight a big dragon she has heard about who has been eating witches. They are going to the Back of Beyond where the dragon lives.



Room on
the Broom
Visual Guide

The Witch and the Cat set off on their broom but the witch's hat gets blown off in the wind. When they land their broom to find the hat, the hat has been caught by a dog.

The dog tells them how he is fed up of howling at the moon and instead wants to be up in the sky. He persuades Witch to give him a ride on the broom and so they all fly off together.



Room on
the Broom
Visual Guide

As they are flying Witch's bow, that ties her hair, gets blown off in the wind. As they land to find it, they see it has been caught by a bird. She has been left behind by the rest of the birds and longs to fly after them. She persuades Witch to give her a ride on the broom.



When back in the air, the Witch drops her wand into the pond below. A frog hops out of the pond with the wand in his hand. He is trying to escape the princess who wants to kiss him and he persuades Witch and the animals to let him join them on the broom.



Room on the Broom Visual Guide

Once they take off back into the sky and get closer to the Back of Beyond, the broom snaps in two and they all come tumbling down. Witch lands on her own and right into the path of a dragon. Witch comes face to face with the dragon who is planning to have her for his tea. She is frightened and calls for help.



Just as the dragon is about to eat Witch, a monster appears from the mud.

The monster is the other animals who are covered in mud. They tell the dragon to “Buzz off! - That’s my witch!” They drag the dragon into the mud and spit him back out again.

The dragon is scared by the monster and flies off through the sky.



Room on
the Broom
Visual Guide

Witch is scared by the mud monster as she doesn't realise it's the other animals.

The animals wash off the mud in the pond and when they tell Witch that it was them all along as the mud monster, they celebrate that the dragon has gone.

When they try to fly off they remember the broom is broken and so Witch tells all the animals to fill up the cauldron to start a spell.



Room on
the Broom
Visual Guide

Witch stirs the cauldron and she casts a spell with the help of everyone to create a truly magnificent broom, which has room for all the animals.

They all celebrate and find their places on the broom. They fly off into the sky on their next adventure.

We then see the campers from the beginning again and they watch as the Witch, Cat, Dog, Frog and Bird fly overhead.



What is going to happen in the play?

You've seen how the stage looks when you arrive, but some of things can change. The moon at the back changes colour and sometimes the lights will get **brighter or darker**.



Room on
the Broom
Visual Guide

There will be music and songs. Sometimes after a song people might clap and make **noise**.



Room on
the Broom
Visual Guide


Sometimes the performers will ask a question that you can answer, or they may ask you to join in by making a noise or doing an action. It's fun to join in but you don't have to if you don't want to. When this happens it can be **very noisy!**



Near the end of the play the dragon will **leave the stage** and come into the auditorium. The dragon doesn't want to scare anyone. It's OK to talk to the dragon if you want but you don't have to. The lights will get a bit **brighter** (so the dragon can see where he's going) and people might be very excited and **loud**.



Room on
the Broom
Visual Guide



Whilst Witch is casting her spell, the lights go **dark** and the moon **flashes**. There are sounds of fireworks that can be quite **noisy**. There is **smoke** that comes from Witch's cauldron. This will last about 10 seconds.



Room on
the Broom
Visual Guide

Sometimes something that happens in the play may make you feel sad or scared. It's OK to have these feelings and it's good to remember that the end of the play will be happy.



At the end of the play the performers will all stand together. Everyone will clap and it will be **very loud**. If you think the performers did a good job you can clap too - clapping is like saying thank you to the performers. This is called **applause**.



After the performers exit the stage it is time for everyone to leave the theatre. This will be **busy and noisy**, because everyone will still be excited about seeing Room on the Broom.



Room on
the Broom
Visual Guide

Different ways you can see the play

You might be seeing a special version of the show called a Relaxed Performance or a show with Audio Description or British Sign Language (BSL) Interpretation.



In a Relaxed Performance the room won't be as dark and the sound won't be as loud. The other people watching the show may be making more noise and moving around more. The performers might stay on the stage the whole time - but if one of them comes into the auditorium, they won't come near you.



Room on
the Broom
Visual Guide



In an Audio Described performance you can get headphones and listen to someone describe what the stage looks like and what the performers are doing.



In a BSL performance someone called an interpreter will be on stage together with the performers. The interpreter will translate what the performers say into British Sign Language so that audience members who use BSL can understand what is happening in the play.



You may also be going to a Touch Tour. A Touch Tour will happen at the theatre before the play.



This is so you can see the stage, the set and costumes up close and touch some of them. One of the performers or someone who works at the theatre will let you go up on the stage and help you to look at and touch different things from the play.

Touch Tours are really helpful if you are visually impaired or if you would feel happier about seeing the play if you know what it's going to look like first.



Room on
the Broom
Visual Guide

Enjoy the show!



Tall Stories
68 Holloway Road
London N7 8JL

020 8348 0080
tallstories.org.uk



@TallStoriesTheatre



@TallStories



@TallStoriesLive